




WHY PURGE?

When welding stainless steel, titanium and other corrosion resistant materials, the perfect environment for welding is paramount to maintaining the corrosion resistant properties. During the welding process, the weld seam is subjected to heat and air, which causes oxidation, if the correct processes are not adhered to. For the best results, oxidation must be prevented. The quality of the exotic corrosion resistant material welding is dependent on the correct purging methods to minimize or eliminate oxidation.



Argon Purge 12ppm
Vol. O² Content




Argon Purge 60ppm
Vol. O² Content




Argon Purge 70ppm
Vol. O² Content



Argon Purge 200ppm
Vol. O² Content



Argon Purge 250ppm
Vol. O² Content



Argon Purge 500ppm
Vol. O² Content

Weld Quality

The effective welding of stainless steel, titanium and other exotic materials for the nuclear, petrochemical, pharmaceutical, semi-conductor, aerospace and food industries requires the proper tools to create a perfect weld environment. Purging equipment and its use has a major impact on preventing oxidation and improving final weld quality. The basic principles of purging can be seen below. PPM supplies a comprehensive range of systems to create the correct welding environment, whatever the application.

Principles of Purging

1. Create a seal (dam) either side of the weld and close off the weld gap with E-Z Zone Purge Tape to create the weld chamber

2. Fill the chamber with inert gas (such as argon or nitrogen) to expel oxygen from the chamber

3. Use a weld purge monitor to recognize when the required level of oxygen has been met

4. Welding can then be carried out, guaranteeing no oxidation or discoloration of the weld

